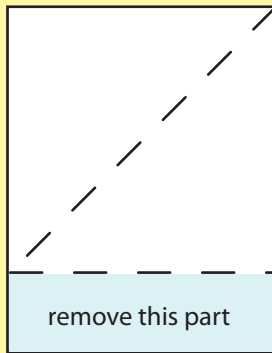

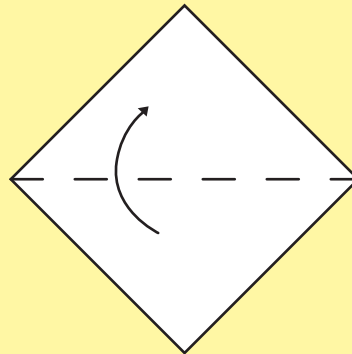


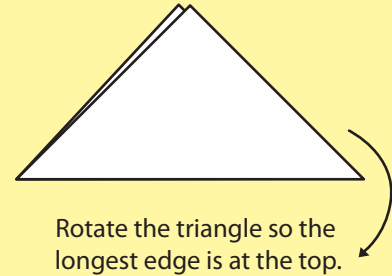
How To Fold An Origami Dog!



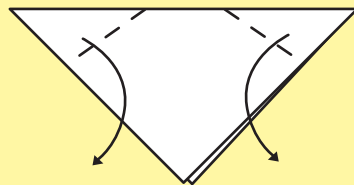
You'll need a square piece of paper.
If you don't have origami paper, you can
make a square from a rectangle.
Fold on the dotted lines,
and cut away the extra.



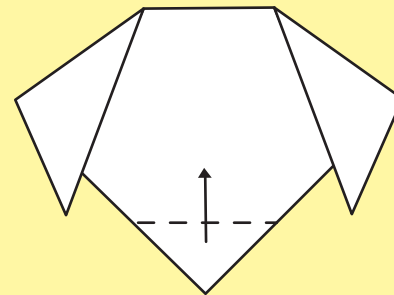
Fold your square in
half diagonally.




Rotate the triangle so the
longest edge is at the top.



Fold the top points down
on the dotted lines to make ears.



Fold the bottom points up
on the dotted line to make a mouth.



Draw a face and spots on your dog
to look like Sparky!

